



ROMGAZ

Q4/FY 2021 Results - Group Overview

April 2022

Romgaz Group (Romgaz or Romgaz Group or The Company) consists of SNGN Romgaz SA as parent company, Filiala de Înmagazinare Gaze Naturale Depogaz Ploiești SRL (subsidiary owned 100% by Romgaz SA), Depomureș SA (40% owned by Romgaz SA) and SC Agri LNG Project Company SRL (25% owned by Romgaz SA).

This document was prepared by SNGN Romgaz SA for the presentation of the Q4/FY 2021 Results (Q4 stands for the 4th Quarter, FY – Fiscal Year).

This document is for your information only and all statements contained herein are related to intentions, assumptions and forecasts made by SNGN Romgaz S.A. or by its management. None of the information included herein shall be assumed as an invitation, an offer, a recommendation or an opinion expressed by SNGN Romgaz S.A. to subscribe, purchase or sell any securities. Also, this document and all information included herein shall not form the basis of any contract, investment decision or commitment whatsoever. This document and all information included herein shall not be treated as a consultancy or advice whatsoever.

This presentation is not an offer for sale of securities in the United States or any other jurisdiction. The Company's shares have not been and will not be registered under the US Securities Act of 1933 (the "Securities Act") or with any securities regulatory authority of any state or other jurisdiction of the US.

To the extent available, the industry, market and competitive position data contained in this presentation has come from official or third party sources. While the Company believes that each of these publications, studies and surveys has been prepared by a reputable source, the Company has not independently verified the data contained therein. Accordingly, undue reliance should not be placed on any of the industry, market or competitive position data contained in this presentation.

This presentation may include certain forward-looking statements, beliefs or opinions. No representation is made that any of these statements, beliefs or opinions will be achieved. There are a number of risks, uncertainties and factors that could cause actual results and developments to differ materially from those expressed or implied by these statements, beliefs or opinions. Past performance of the Company cannot be relied on as a guide to future performance.

This document does not purport to contain all information that may be necessary in respect of the Company or its securities and each person receiving this document should make an independent assessment.

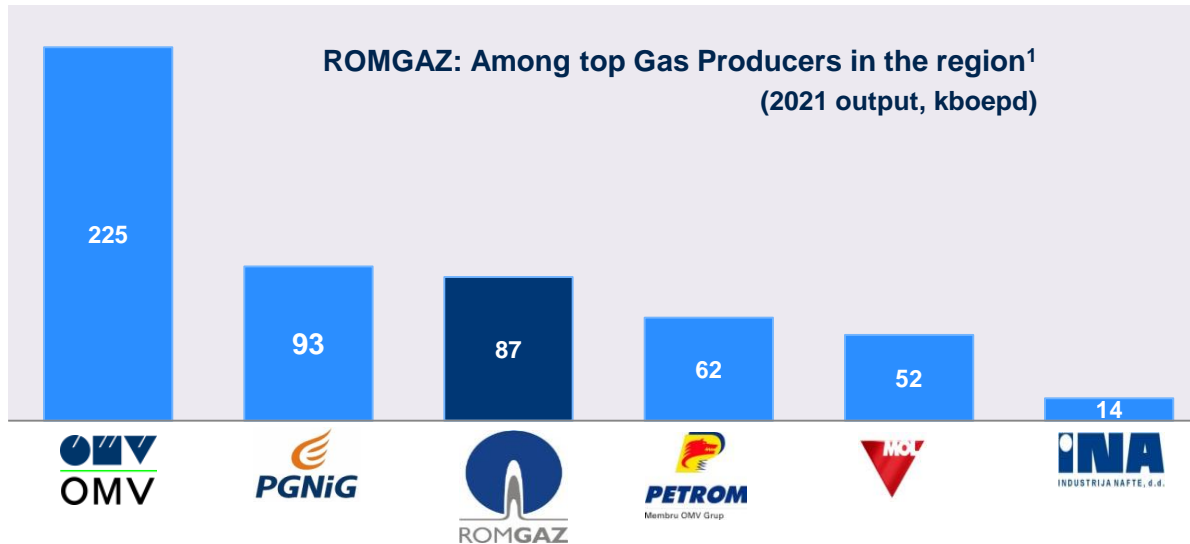
Neither SNGN Romgaz S.A. nor its directors, management, employees and their consultancies can be held responsible for any losses or damages howsoever arising, directly or indirectly, from any use of this document or its contents.

All figures included in this presentation are rounded ("round to nearest" method).

	page #
Gas market overview	4
ROMGAZ: Highlights	7
Main events / Fiscal framework applicable / Group developments in Q4 and FY 2021	
ROMGAZ: Group Overview	11
Main Activities	13
Financial Performance	22
Investments	25
Main Strategic Objectives / ROMGAZ Group Strategy 2021 - 2030	26
Dividend Distribution	31
Romgaz – Investment Case	32
The Board	33
Shareholder Structure and Stock Performance	34
COVID Measures	35

Gas market overview

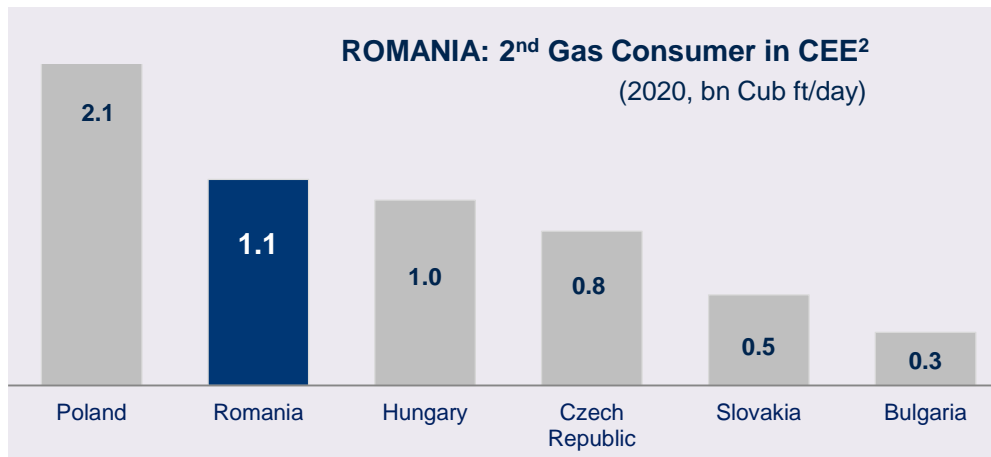
Romania: among TOP gas producers & consumers in the region



Source:

¹ Companies' reports, Romgaz computation, Petrom: Romania+abroad, OMV excluding Petrom.

² CEIC Data;



Natural gas - important clean source of energy.

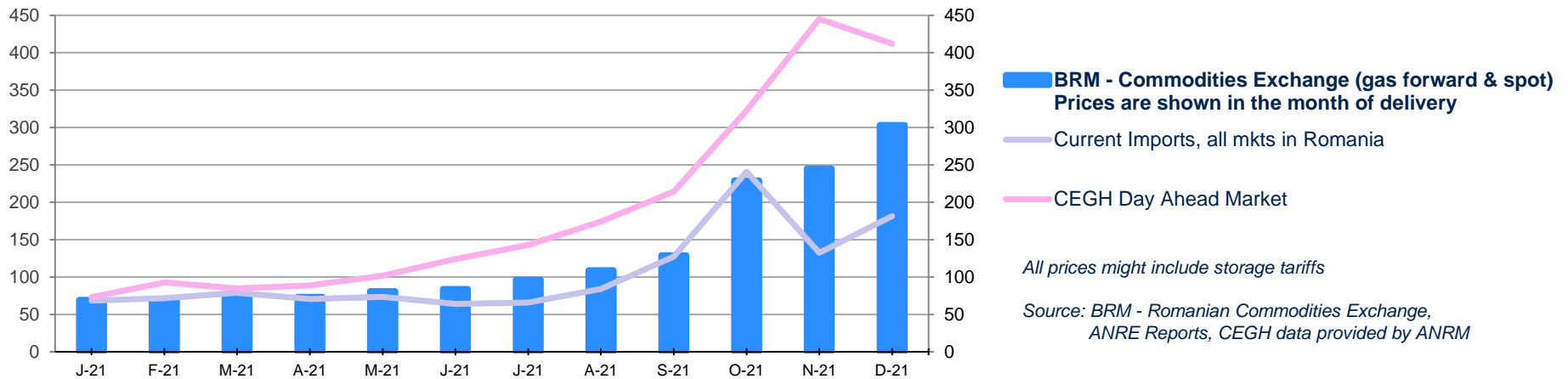
In the region:

- ⇒ **ROMGAZ – important gas producer**
- ⇒ **ROMANIA – among top gas consumers in CEE !**

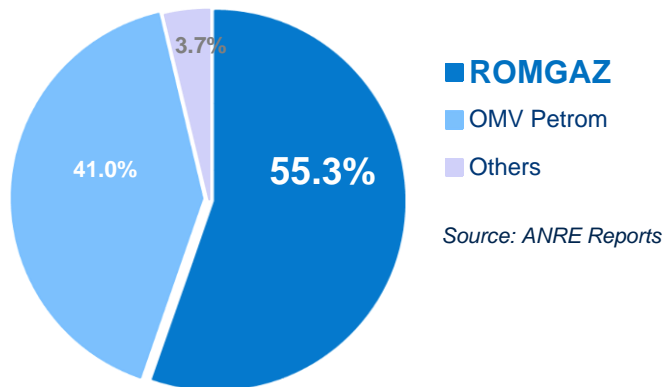
Gas market overview

Romania: Prices on the Commodities Exchange 2021, Market structure

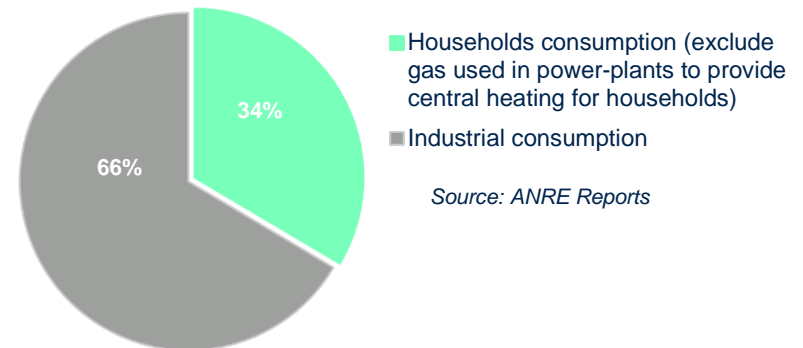
Natural Gas Prices on BRM, Current Imports and CEGH (RON/MWh)



Gas producers in Romania (2021)



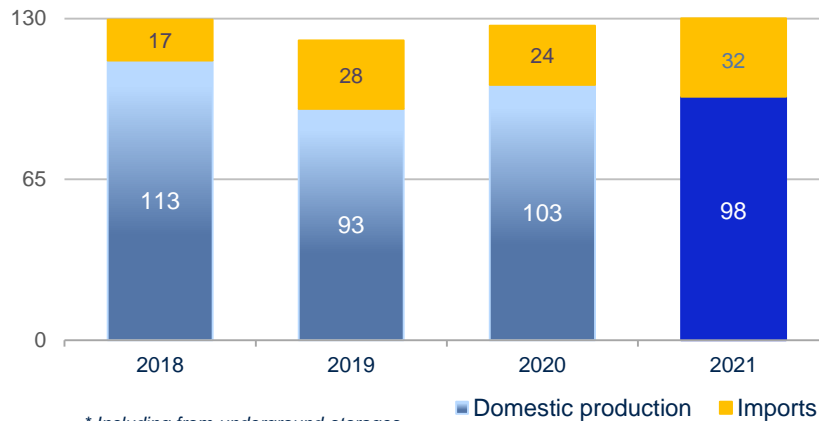
Final Consumption in Romania (2021)



Gas market overview

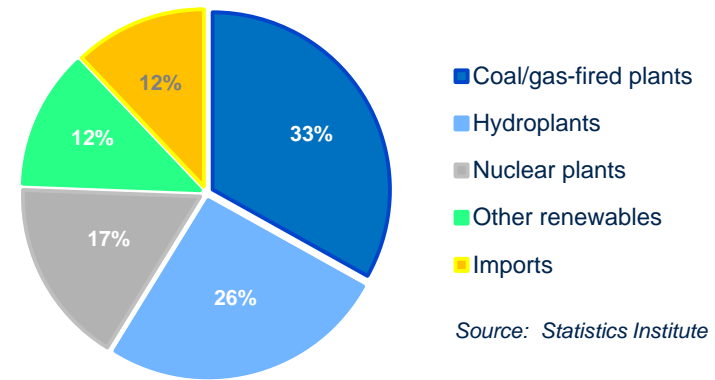
Romania: Total Gas consumption estimated marginally higher by 2% y/y in FY2021

Total Natural Gas Consumption* (million MWh)



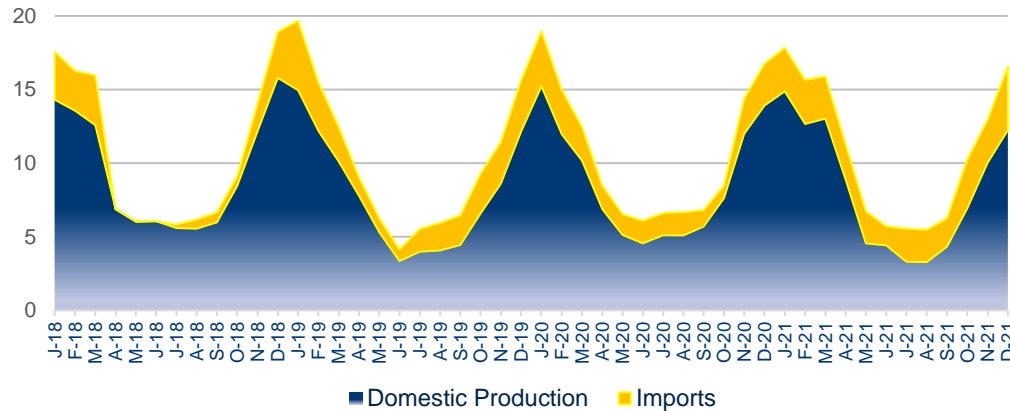
* Including from underground storages
Source : ANRE Reports, Romgaz computation

Mix of Energy Resources (2021)



Source: Statistics Institute

Seasonality of Gas Consumption (million MWh)

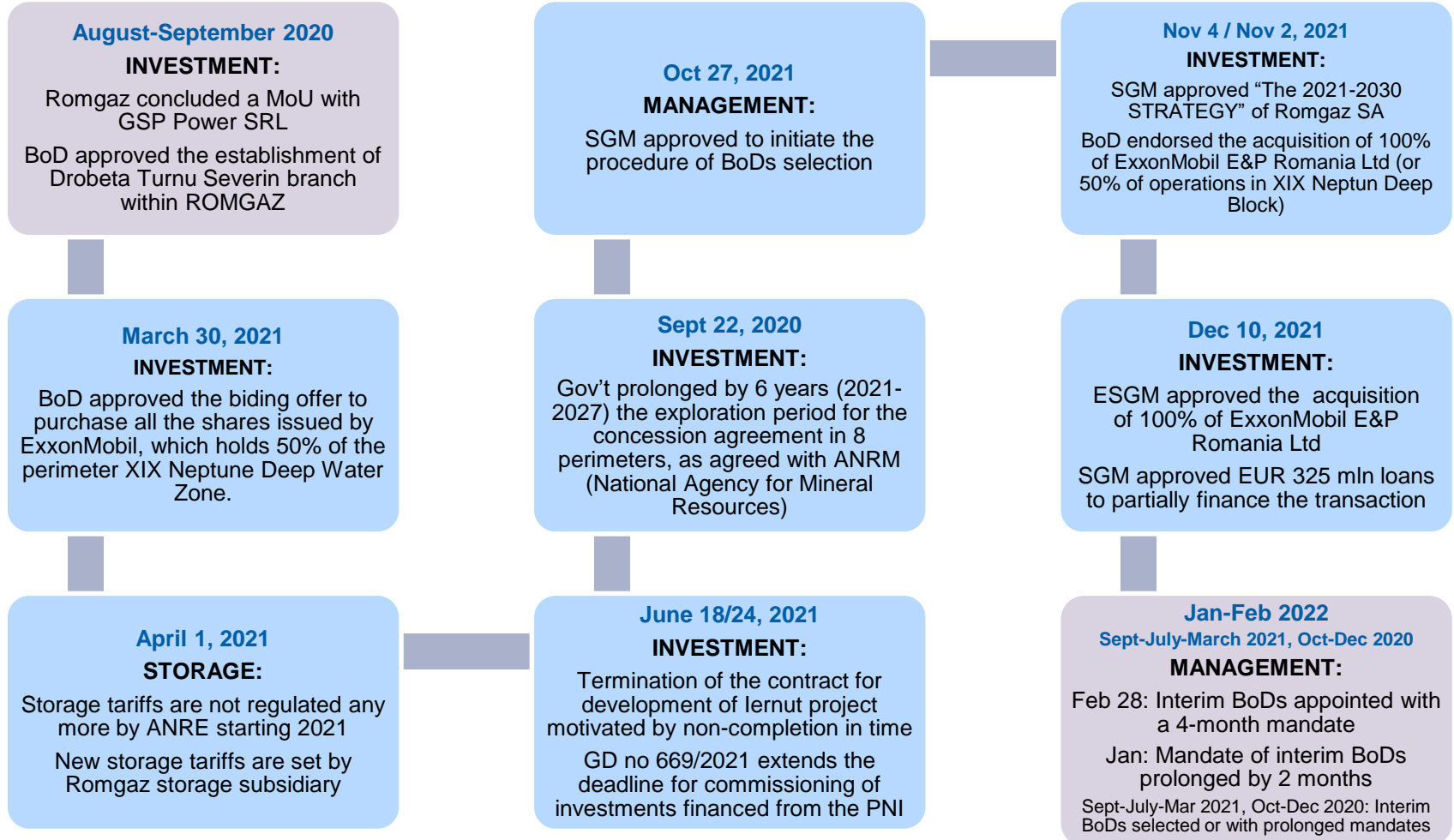


Source: ANRE Reports.

ROMGAZ Group: Highlights of events



Selected Events – relevant for our activity



ROMGAZ Group: Highlights regarding legislation

Fiscal framework which impacted the Group's operations (as of end-Feb 2022)

- **Gas market – deregulated at the producers level, GRP still in place**

 - ANRE Orders no 4 / Feb 2022, no 143 and 144 / July 2020, GEO no. 106 / June 2020:**

 - Large gas producers are required to offer on centralized markets around 40% of the previous year gas production, with a discount of at least 5% from the average price of the previous 60 days of the standardized products – starting mid-2020 and until end-2022 (GRP - the Gas Release Programme)

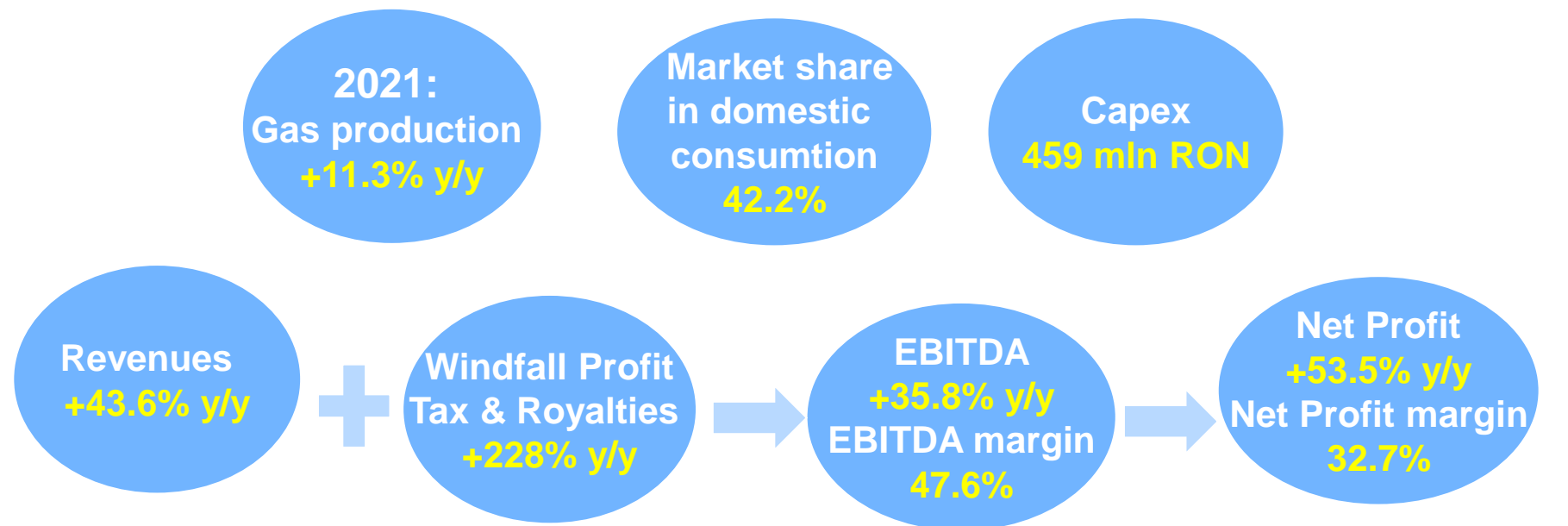
- **Gas & electricity markets – regulated until end-2020:**

 - Regulated gas prices for the volumes sold by gas producers to HHs and assimilated consumers, capped at RON 68/MWh – during May 2019 and until June 30, 2020;
 - Regulated electricity prices for households: during May 2019 and until Dec 31, 2020;

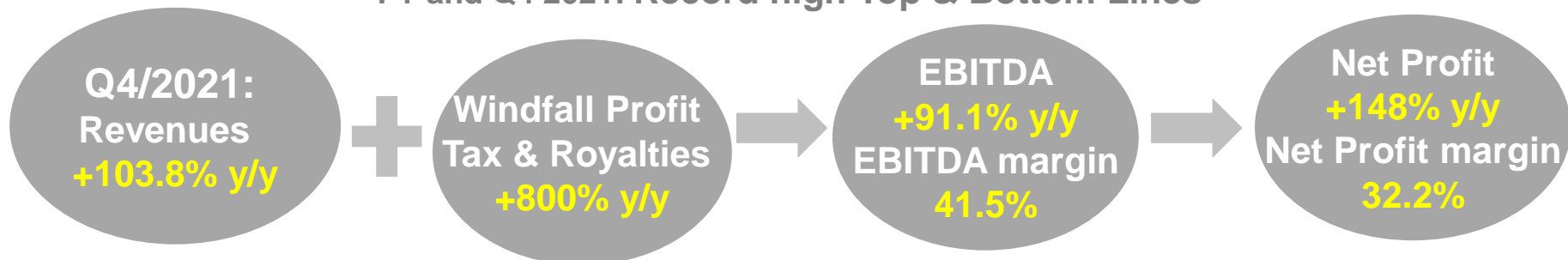
- **Windfall profit tax** - includes an additional 80% tax on producers' gas additional revenues for the selling price portion exceeding RON 85/ MWh (since April 1, 2018).

ROMGAZ Group: Highlights for FY/Q4 2021


Significant financial and operational performance last year



FY and Q4 2021: Record high Top & Bottom Lines



Major Producer and Supplier of Natural Gas, Operator of UGS in Romania



Other activities

- Include wells workover and recompletions and special well operations, and also - technological transport and maintenance
- Support operations at Group level and third-party clients.

Gas Exploration, Production & Supply

- 8 exploration blocks (Romgaz - 100% working interest) - significant onshore and offshore exploration potential, important discoveries and enhancements made lately
- **Top gas producer in Romania** (output of 5.0 bcm in 2021, +11% compared to the previous year)
- Significant market share in the total gas supply in Romania.

Underground Gas Storage

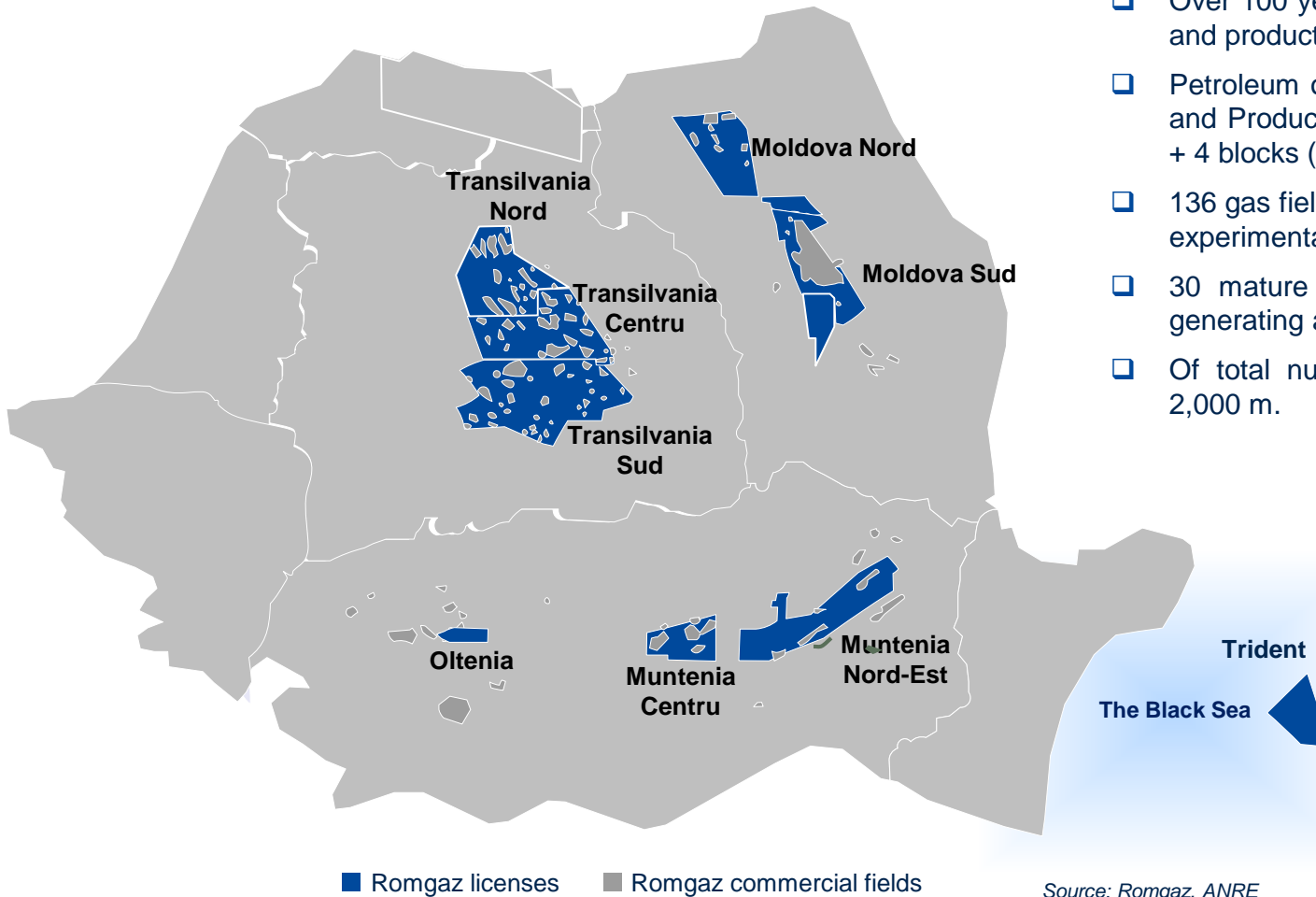
- Working capacity: 2.77 bcm at end-December 2021
- Important investments to secure the gas supply
- **Market share of 94% in Romania**
- Regulated activity

Electricity Production

- **New power plant in construction (430 MW)**
- Old power plant adjusted operations
- Market share of 1.10% in terms of production in 2021.

Group Overview

Major Producer and Supplier of Natural Gas in Romania – general picture



- ❑ Over 100 years continuous history in gas exploration and production, with a well established infrastructure
- ❑ Petroleum operations in 8 Exploration, Development and Production blocks (operator with 100% interest) + 4 blocks (co-title holder in concession agreements)
- ❑ 136 gas fields in production, out of which 12 are in experimental production
- ❑ 30 mature fields (over 30-year old) are currently generating around 80% of total production
- ❑ Of total number of wells, 26% are located below 2,000 m.

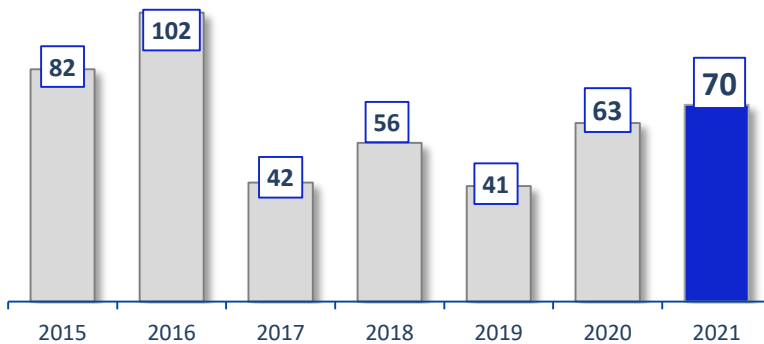
- **Recent use of new technologies** to mitigate production decline
- **Largest hydrocarbon discovery in the past 30 years (Caragele - in production since 2009).** Production from deep Mesozoic targets starting with 2019, and new discoveries in process to be brought on stream.
- **Offshore discovery (LIRA) in the Black Sea as well.**

Source: Romgaz, ANRE

Group Overview

Significant portfolio of reserves and resources – Next independent audit

Reserves Replacement Ratios (RRR) (%)

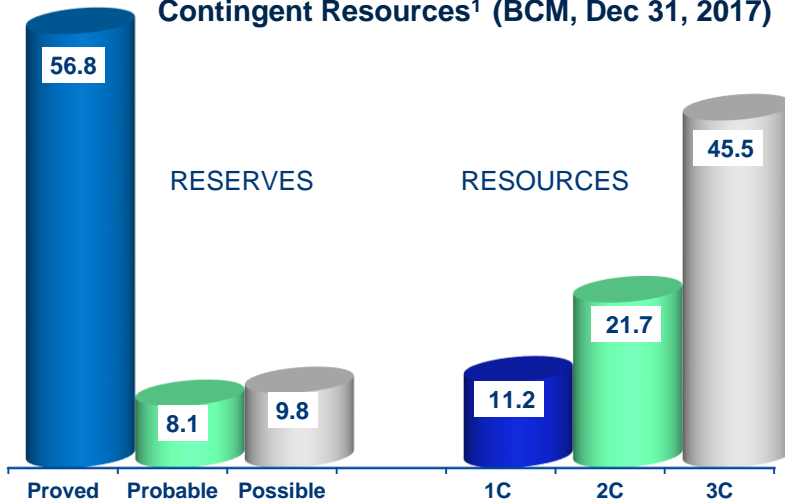


❑ **2021: RRR of 70%**

❑ RRR is influenced by the improvement of the final recovery factor, by promoting probable and possible reserves and by investments in the infrastructure necessary for streaming in experimental production of new exploration discoveries.

- ✓ Recovery factors between 55-85% for most fields (90% in more mature fields)
- ✓ Maintaining and extending our gas reserves and resources represent a strategic priority !
- ✓ Diversification / improvement of the gas resources and reserves is achieved through: *New discoveries + Enhancement of the recovery rate of the proved reserves*

Last External Audit of our Gas Reserves and Contingent Resources¹ (BCM, Dec 31, 2017)



Next independent audit

❑ We launched the procedure for selection of an independent auditor of our gas reserves and contingent resources.

¹ External audit prepared by DeGolyer&MacNaughton USA, as of Dec 31, 2017

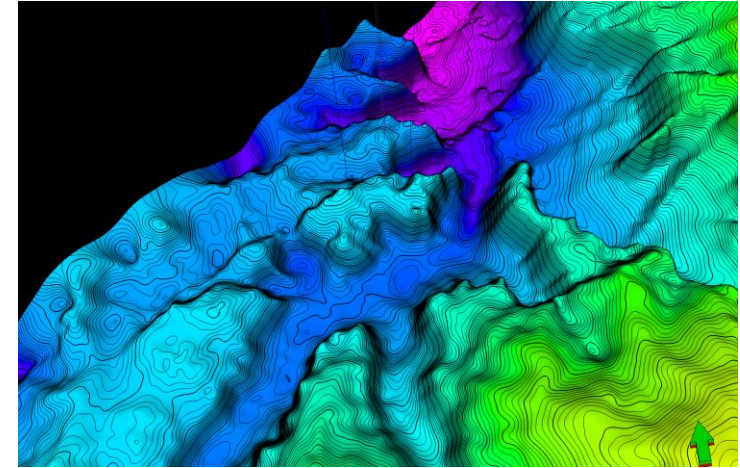
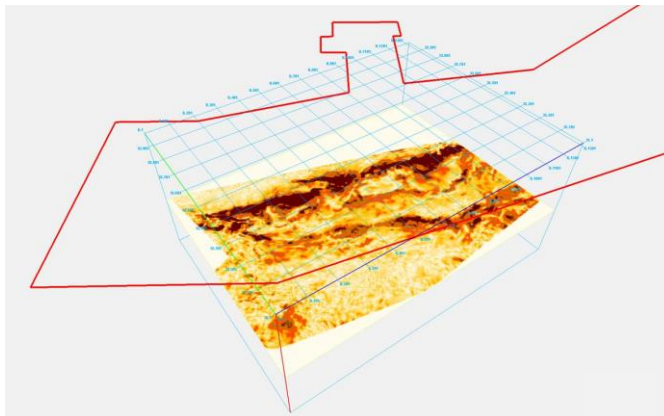
1C Contingent Resources include developed proved reserves with exploitation programme after Dec 31, 2042 (which is the expiration date for ongoing concessions)

Exploration Activities

FY/Q4 2021: Current Development of our natural gas resources

FY 2021: We continue the efforts to add new resources and reserves to our portfolio:

- ❑ 8 exploration wells drilled during 2021
- ❑ 3 wells successfully tested with gas
- ❑ 3 exploration wells abandoned from drilling and another one from testing.
- ❑ **Drilling completed for 2 appraisal wells on Boteni accumulation**, both wells tested successfully with commercial flow of gas and put in conservation until the start of production
- ❑ **78 Rosetti** well successfully confirmed its appraisal target and continued drilling operations for the exploration objectives, but due to a technical failure, the well was partially abandoned and preparations for sidetrack drilling are being made
- ❑ Drilling operations started for **79 Rosetti well** in September 2021
- ❑ Commenced 2 projects for the procurement of 3D seismic data in RG07 Muntenia Centru and RG06 Muntenia NE exploration blocks, covering an area of approx.650 km².



Starting October 2021, Romgaz entered a new exploration phase for the 8 Concession Blocks, as negotiated with ANRM, to extend exploration with a 6-years period (Oct 2021 – Oct 2027).

Romgaz: Oct/2021 - Oct/2027 Minimum Working Commitment as agreed with the National Agency for Mineral Resources (ANRM)

Seismic activities	3D seismic (km ²)	1,000
Drilling	No. of wells	36
	Drilling (meters)	92,000
Total investment value agreed (USD mln)		195

Exploration Activities

2021: Current Development of our natural gas resources

ON-SHORE:

- **CARAGELE DEEP: Ongoing exploration efforts to unlock the full potential of the project**, both in terms of exploration and evaluation of previously discovered resources.

Current stage:

- ❑ “79 Rosetti” well – in drilling operations by the end of 2021
- ❑ “78 Rosetti sidetrack” preparing to resume drilling to secure the appraisal target and test its flow potential
- ❑ 6 wells are in different stages of drilling preparations to further unlock the deep targets potential.

OFF-SHORE:

- **TRIDENT BLOCK: 12.2% working interest**

Current stage:

- ❑ Seismic reprocessing work in progress.
- ❑ On Sept 29, 2021, **NAMR granted the exploration extension for Lira discovery resource evaluation-confirmation program for a 5 years period**, divided in two stages, one mandatory and one optional, in order to justify development decision.

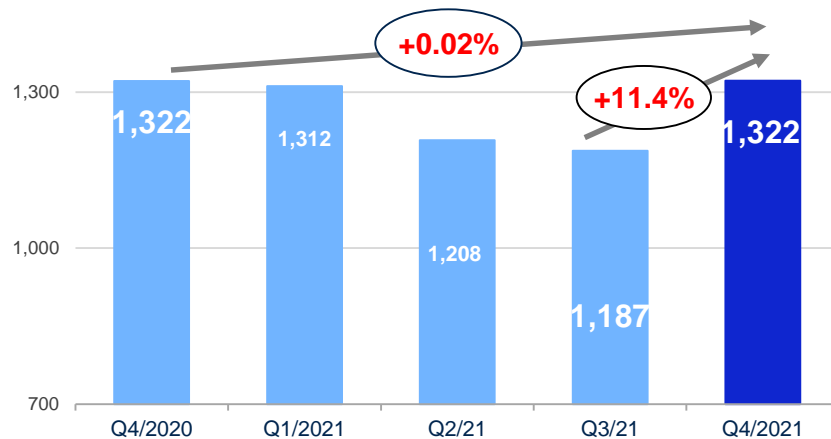
Overall:

- Concession Agreements in 8 onshore blocks for petroleum operations for 30 years, since Oct 1997
- Plus 1 petroleum agreement for offshore E&P in the Black Sea (with Lukoil).

Natural Gas Production

Q4/FY 2021: Annual and quarterly production recovered

Romgaz: Higher production level in Q4 (MMCM)



2021: Production improved compared to last year

- ❑ Output significantly up in FY2021: +11.3% vs 2020
- ❑ Q4 alone: +0.02% vs the same period of 2020, and +11.4% compared to Q3

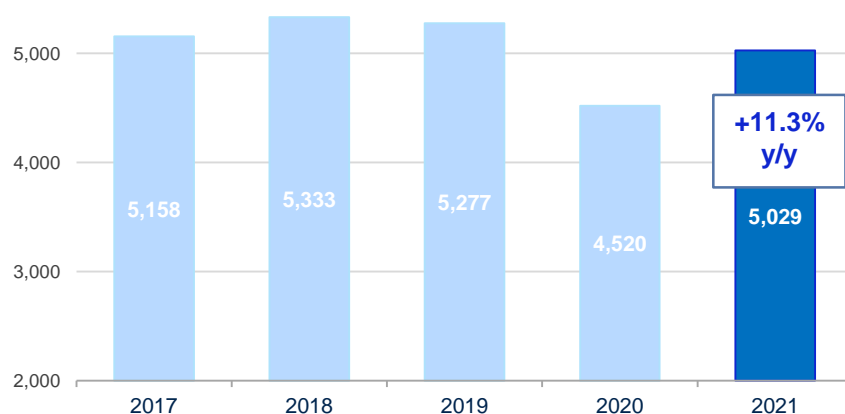
Main investments in 2021 included:

- ✓ 1 production well completed, 2 wells - in drilling or drilling acquisition process
- ✓ 9 surface facilities finalized, other 28 - in different stages
- ✓ Recompletion, reactivation and repairs for 162 wells.

2021 production level was influenced by:

- ❑ Implementation of actions to optimize exploitation of natural gas reservoirs (e.g. eliminating the accumulated water, monitoring the operation parameters such as pressure / flows, and minimal invasive technology for repair / intervention operations)
- ❑ Completion of investments in the development of production infrastructure and connection of new wells to this infrastructure
- ❑ Continuation and extension of rehabilitation projects of the main mature reservoirs (Fitelnic, Delenii, Laslau, Copsa Mica, Nades-Prod-Seleus, Roman, Corunca Sud / Nord, Targu Mures, Bazna, Cetatea de Balta, Margineni and others)
- ❑ Execution of workover operations for inactive or low production wells.

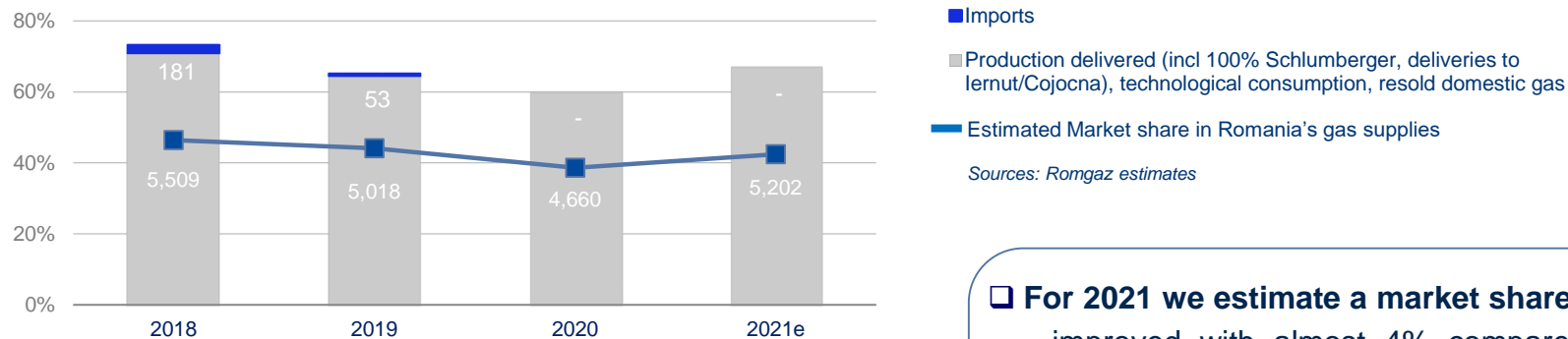
Romgaz: Annual Production recovered y/y (MMCM)



Gas Supply & Sales

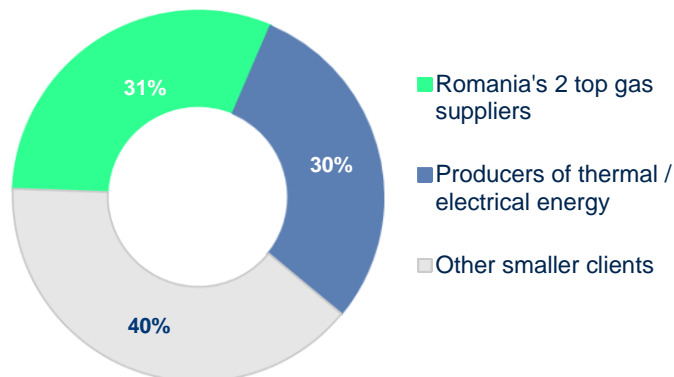
2021: Improved market share in domestic consumption

Romgaz: Market share in domestic consumption (% , MMCM)



Sources: Romgaz estimates

Romgaz: Top Clients in our portfolio (quantities of gas sold, 2021)



Portfolio breakdown reflects specific quarterly characteristics of gas demand

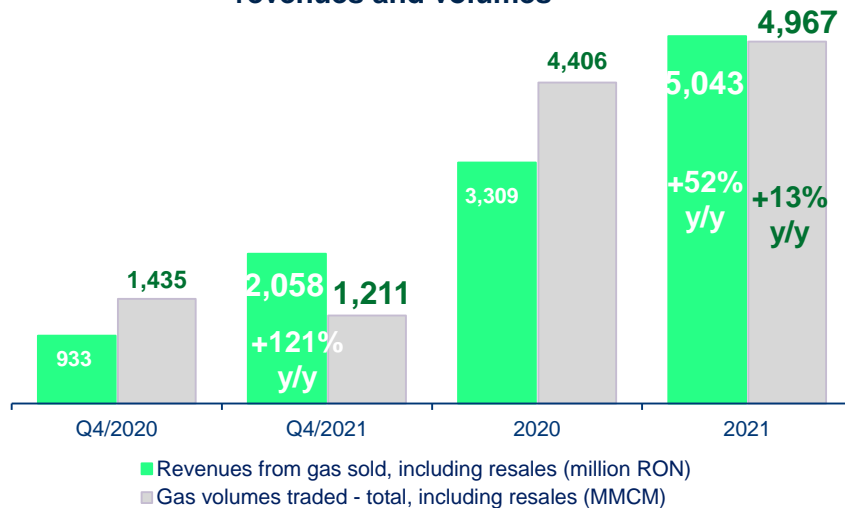
- ❑ For 2021 we estimate a market share of 42.2% roughly
 - improved with almost 4% compared to 2020 due to higher gas volumes delivered
- ❑ We also held a strong market share in deliveries from domestic production of around 55.7% in 2021 (from 47.5% estimated for the previous year).

- We enjoy a strong portfolio of clients
- Our gas trading strategy aims to:
 - secure an optimal client portfolio
 - fulfill the domestic market demand
 - improve price flexibility.

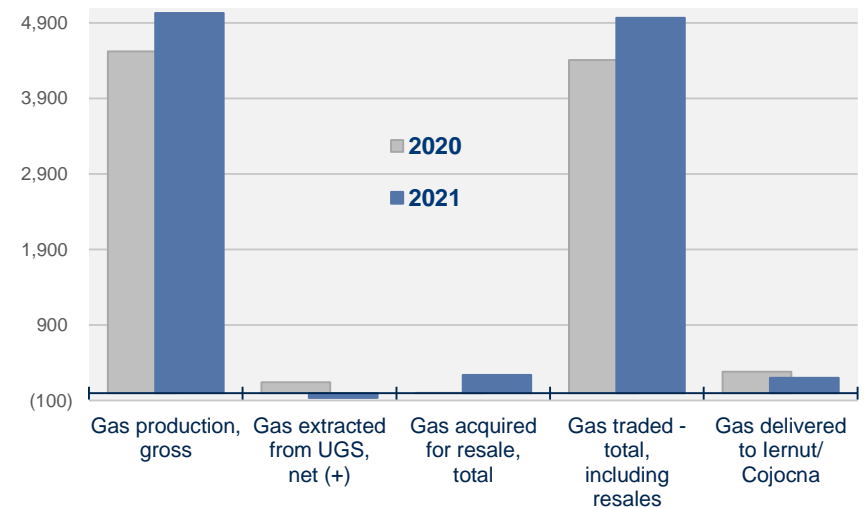
Gas Supply & Sales

Q4/FY 2021: Strong gas revenues - at record level in Q4

Romgaz: Gas Sales (including resales)
- revenues and volumes -



Romgaz: Gas Chain Management (MMCM) to meet seasonality and demand



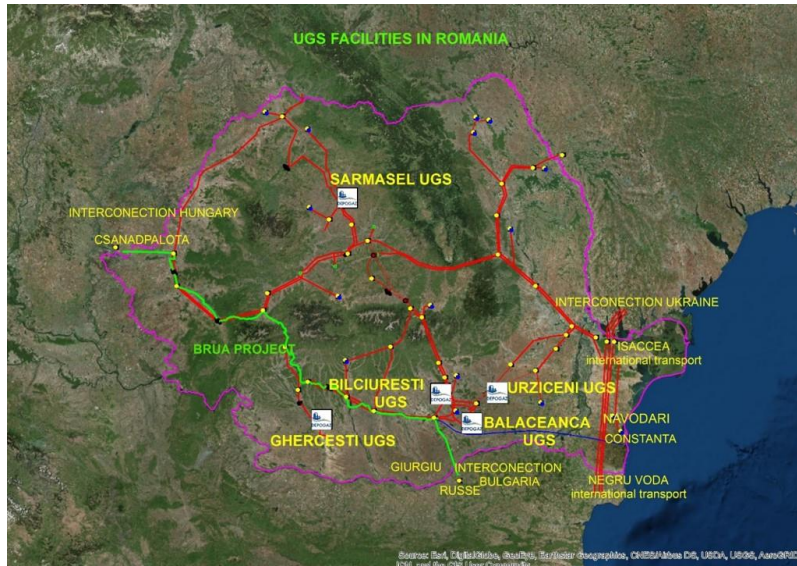
- ❑ **Q4:** Gas Revenues reached a record high at RON 2,058 million, +121% y/y, on volumes traded -15% compared to Q4/20, based on favorable gas pricing environment
- ❑ **2021:** Revenues from gas sold (including gas acquired for resale) +52.4%, on total volumes traded +12.7% y/y
- ❑ We acquired a higher volume of gas for resale in 2021, of 235 mln m3 (compared to almost 0 in 2020)

- ❑ Management of gas flow from production to clients is important
- ❑ Gas sales are generally peaking in Q1 and Q4
- ❑ Optimisation of our gas value chain is a priority
- ❑ We make continuous efforts to improve the gas sale strategy

UPSTREAM SEGMENT CONTRIBUTION in 2021: 90% in Revenue and 87% in EBITDA (consolidated)

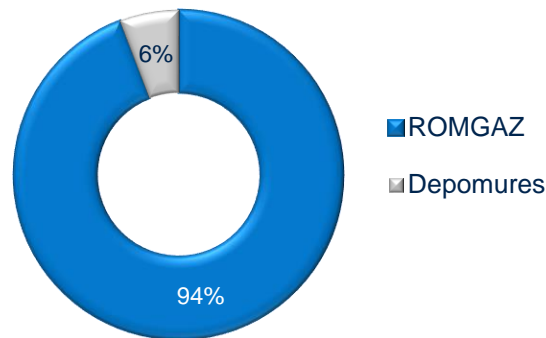
Underground Gas Storage

Romgaz Group: Romania's Largest Operator of UGS (Underground Storage) facilities



Romgaz Group: Underground Gas Storages at end – Dec 2021 - working capacities (mln cm/cycle) -			
Bilciuresti	1,310	Ghercesti	150
Sarmasel	900	Balaceanca	50
Urziceni	360		
Total Working Capacity: 2,770 mln cm			

ROMGAZ Group UGS Market share

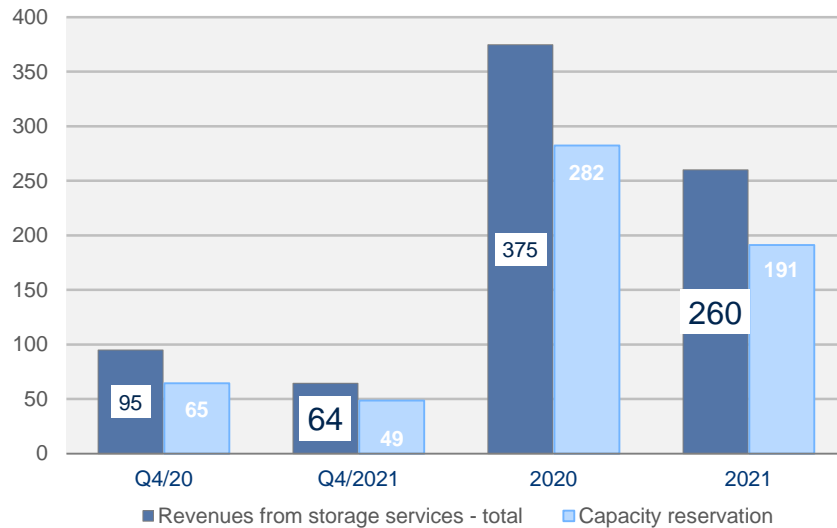


- ❑ Romgaz Group operates 5 storage facilities, with a total working capacity of 2.77 bcm (total capacity of 3.97 bcm) – Depogaz Subsidiary
- ❑ Romgaz also owns 40% of Depomureş (0.30 bcm), a JV with Engie
- ❑ 25% good ratio of working gas volume to annual consumption in 2021 – at the upper half chart of European players; also, 96% ratio of stored volumes to the working volume in 2021
- ❑ Storage activity not regulated any more by ANRE starting with April 1, 2021; royalties of 3% of operating revenues
- ❑ Investment plans aim to extend the storage capacity and the extraction capacity – in order to secure gas supply long-term.

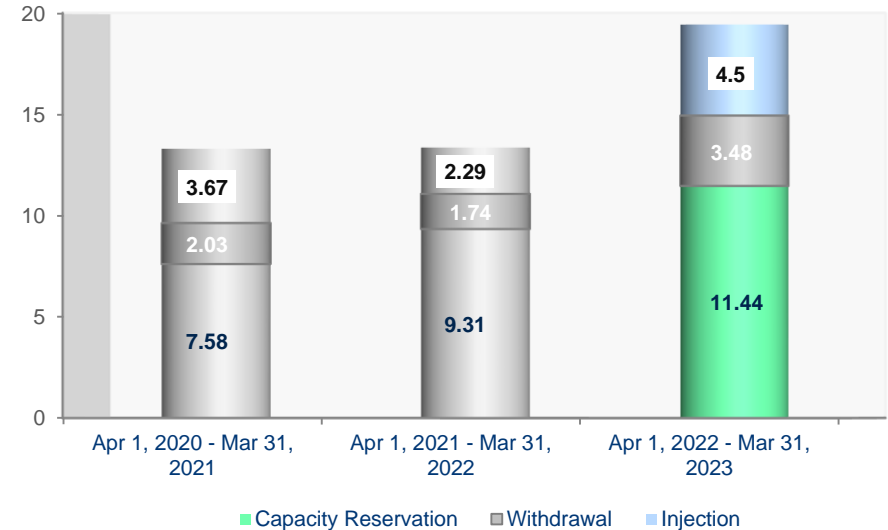
Underground Gas Storage¹

Q4/FY 2021: Capacity Reservation provides high contribution

Romgaz: Revenue from Storage Services (million RON)
- capacity reservation, withdrawal, injection -



Romgaz: Storage tariffs (RON/MWh)



- ❑ **FY 2021:** Total UGS revenues added RON 260 million to the top line (-31% y/y)
- ❑ Capacity reservation accounted for 74% of the UGS revenues, and injection and withdrawal 13% each

- ❑ Annual Storage tariffs until end-March 2021 totaled 13.34 RON/MWh
- ❑ New Storage tariffs for April 2022 - March 2023 increased to 19.42 RON/MWh.

¹ Consolidated figures

STORAGE SEGMENT CONTRIBUTION in 2021: 4% in Revenue and 1% in EBITDA (consolidated)

Electricity Production & Trading

“GAS to POWER” Investment: Commissioning expected in Q4/2023

➤ Main Developments:

Plant commissioning – estimated for Q4/2023

Construction contract - terminated on June 17, 2021

Contract concluded with TUV Romania in Feb/2021 for:

- Technical Report on completion status, that showed: <90% of works are completed, or 80% of the “turnkey project” (65-70% of total overall works, including works outside investment)
- Technical Specifications to acquire the remaining works.

➤ Investment Overview

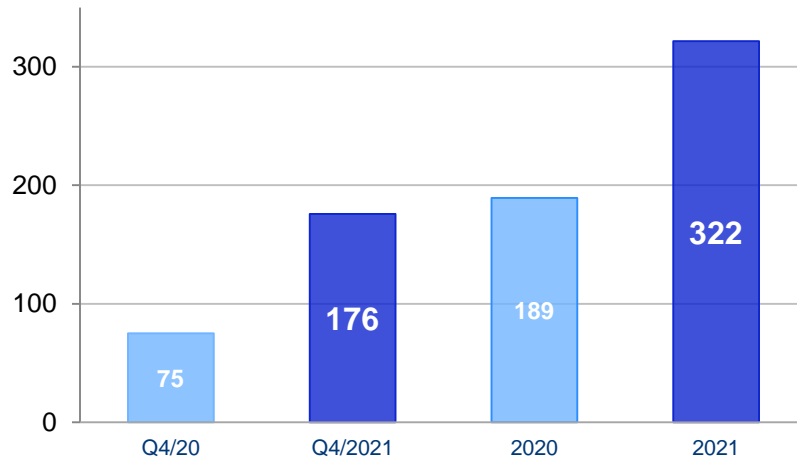
- **Gross electric power capacity: 430 MW**
- **Gross electrical efficiency at nominal load: 56.4%**
- **Max emissions: NOx 50 mg/Ncm, CO 100 mg/Ncm**
- **CCGT Iernut benefits from a strategic positioning** – in the middle of the national electricity system
- **Main roles:** cover national power consumption by acting in the wholesale and balancing markets, ensure ancillary services to the national system, eliminate network constraints in NW Romania
- 25% of total eligible investment costs represent a non-refundable financing from the National Investment Plan
- The plant consists of: *4 gas turbines + 4 recovery boilers for steam production with 3 pressure levels + 2 steam turbines*



Electricity Production & Trading¹

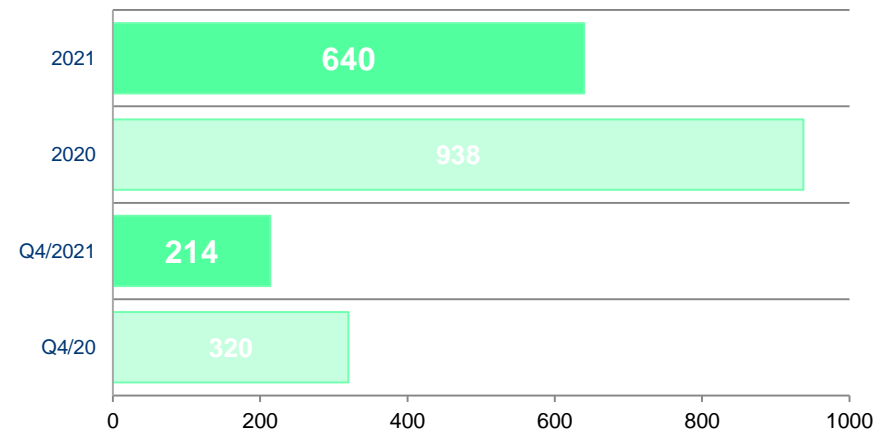
Q4/FY 2021: Higher revenues in 2021, on lower output of the old plant

Romgaz: Revenues from Electricity (million RON)



- ❑ 2021: We increased Revenues from Electricity by 70% y/y, to RON 322 million
- ❑ Q4 alone: Revenues were reported higher by 176% y/y
- ❑ Evolution in 2021 is mostly linked to the high prices on centralised markets where Romgaz Group is active.

Romgaz: Electricity Production (GWh)



- ❑ FY 2021: Energy production of 640 GWh, -32% y/y
- ❑ Overall lower installed capacity at the old power plant in order to make room for the new plant
- ❑ Only Unit #5 in operation (200MW) at Iernut old power plant

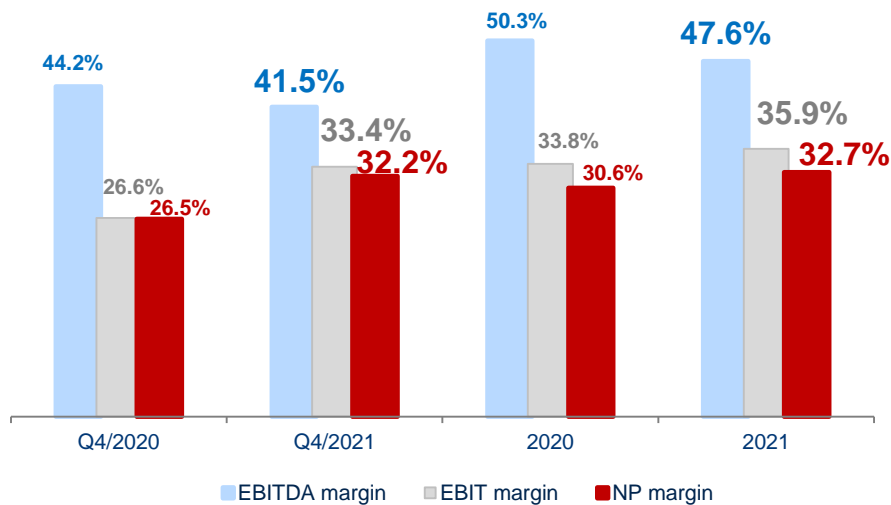
ELECTRICITY SEGMENT CONTRIBUTION in 2021: 5% in Revenue and 6% in EBITDA (consolidated)

¹ Consolidated figures

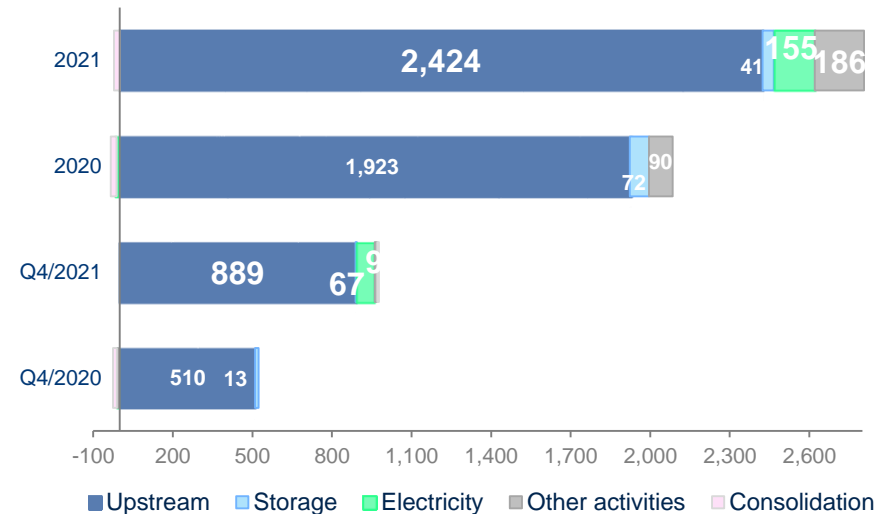
Financial Performance¹

Q4/FY 2021: All profitability rates were substantial

Romgaz Group: Profitability Rates are significant



Romgaz Group: EBITDA by Segments (million RON)



- Profitability margins were strong both in Q4 alone and in FY2021 as well
- EBIT and NP margins exceeded the profitability rates reported in the same period of the previous year.

- The bulk of Revenues and EBITDA is generated by our core segment Gas Upstream (Exploration & Production)
- Both in Q4 alone and in FY2021, the Electricity Segment recorded a positive and strong contribution in EBITDA, due to improved market demand and pricing.

¹ All figures are consolidated

Financial Performance

Q4/FY 2021: Revenues and NP at record high both in Q4 and in FY

Summary 2021 (vs 2020)

Revenues - total	5,853 million RON (↗44%)
EBITDA	2,785 million RON (↗36%)
Net Profit	1,915 mln RON (↗53%)
EBITDA margin	47.6% (↘)
NP margin	32.7% (↗)
No of employees (end period)	5,863 (↘)

Summary Q4/2021 (vs Q4/2020)

Revenues - total	2,356 million RON (↗104%)
EBITDA	977 million RON (↗91%)
Net Profit	759 million RON (↗148%)
EBITDA margin	41.5% (↘)
NP margin	32.2% (↗)

- ❑ **Significant Revenues in 2021 - both quarterly and annually**, triggered by sales from our gas production – the highest levels achieved at least since our listing on the BVB
- ❑ **Main tax expenses were substantially higher by 228% y/y** jointly in 2021, split as follows:
 - windfall profit tax: RON 1,258 mln (2020: RON 415 mln)
 - gas&UGS royalties: RON 749 mln (2020: RON 197 mln)
- ❑ **In 2021, Net Profit rose by 53% y/y**, to RON 1,915 mln
- ❑ **In Q4 alone, Net Profit advanced strongly by 148% y/y.**

Million RON	2018	2019	Q4/20	Q4/21	%ch	2020	2021	%ch
Revenues - of which	5,004	5,080	1,156	2,356	104%	4,075	5,853	44%
Gas production	3,978	4,280	929	2,032	119%	3,293	4,713	43%
Gas acquired for resale	217	101	3	26		16	330	
Storage	298	331	95	64	-32%	375	260	-31%
Electricity	297	146	75	176	135%	189	322	70%
Other services	189	185	47	41	-13%	176	166	-5%
Other income	18	33	8	28		25	170	
Cost of commodities sold	(245)	(108)	(5)	(34)	589%	(19)	(282)	1413%
Changes in inventory	(32)	80	(48)	24		(16)	75	
Raw materials	(75)	(76)	(16)	(27)	68%	(58)	(81)	39%
Exploration expense	(247)	(2)	(2)	(0)		(27)	(1)	
Headcount expense	(621)	(670)	(227)	(199)	-12%	(767)	(767)	0%
Other gains and losses	(103)	8	(1)	(3)		(7)	23	
Impairment losses on trade receivables	(20)	(81)	11	323		18	350	
Associate's result share	1	1	1	0		1	0	
Other expenses	(1,409)	(1,552)	(361)	(1,486)	311%	(1,158)	(2,539)	119%
EBITDA	2,240	2,689	511	977	91%	2,051	2,785	36%
EBITDA margin	44.8%	52.9%	44.2%	41.5%		50.3%	47.6%	
D&A	(708)	(1,452)	(204)	(190)	-7%	(672)	(686)	2%
EBIT	1,532	1,237	307	788	156%	1,379	2,099	52%
EBIT margin	30.6%	24.3%	26.6%	33.4%		33.8%	35.9%	
Net Interest income	53	38	12	20	64%	48	58	22%
PROFIT BEFORE TAX	1,585	1,275	320	808	153%	1,427	2,157	51%
Income tax	(219)	(186)	(14)	(49)	259%	(179)	(242)	36%
NET PROFIT	1,366	1,090	306	759	148%	1,248	1,915	53%
Net margin	27.3%	21.4%	26.5%	32.2%		30.6%	32.7%	

2019, 2020 restated; All figures are consolidated

Financial Performance



B&S Structure is strong

- **At end Dec 2021, total cash position amounted to RON 3,998 mln** (cash, bank depos and govt's treasury bonds)
- **Balance Sheet - still debt-free at Dec 31, 2021.**

Romgaz: Selected Cash Flow Items

Million RON	2019 restated	2020	2021
Net profit for the period	1,090	1,248	1,915
Operating Cash Flow before Δ WC and Income tax	2,730	2,147	2,476
Movements in working capital	0	114	325
Net Cash flows from operating activities	2,432	2,037	2,568
Net Cash flows from investing activities	(1,027)	(1,477)	1,193
Net Cash flows from financing activities	(1,608)	(507)	(597)
Net change in cash and cash equivalents *	(203)	53	3,163

* This line reflects only the change in "Cash and equivalent" (i.e. bank accounts with maturity lower than 3 months)

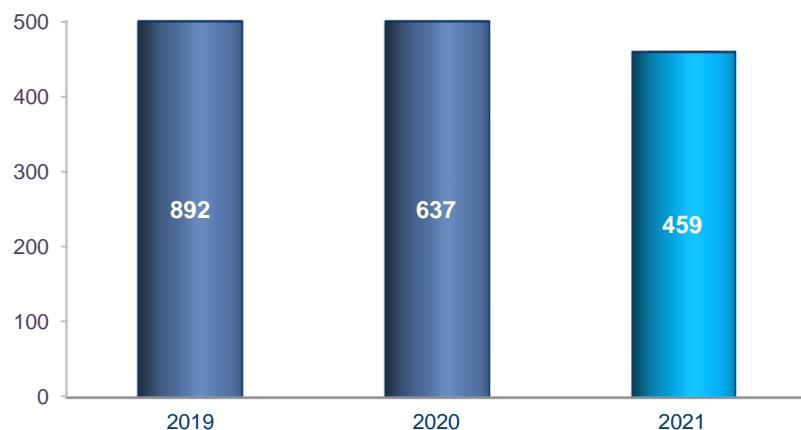
2019/2020 restated; All figures are consolidated

Romgaz Group: Selected Balance Sheet Items

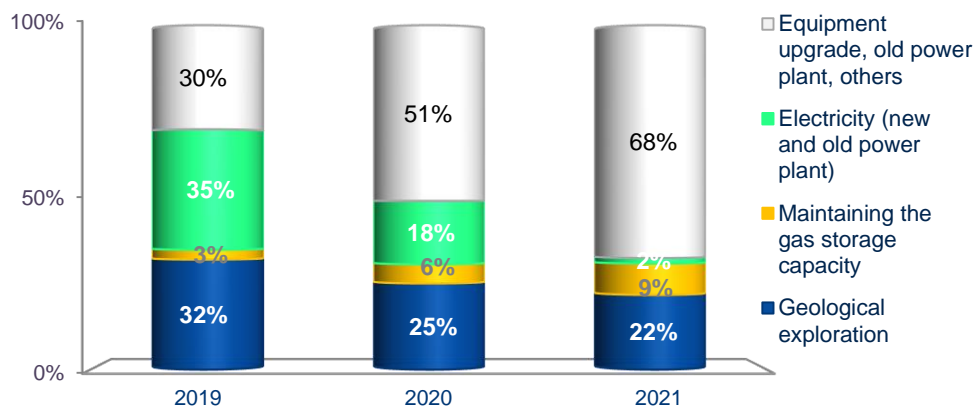
Million RON	Dec 31, 2018 restated	Dec 31, 2019 restated	Dec 31, 2020	Dec 31, 2021
Total non-current assets, thereof	6,445	5,822	5,943	5,565
Tangible assets	6,280	5,543	5,613	5,241
Other intangibles	5	9	15	16
Investment in associates	23	25	26	26
Deferred tax asset	127	231	275	270
Other financial assets	10	5	5	6
Right of use assets	-	9	8	7
Total current assets, thereof	2,690	2,431	3,319	5,728
Inventories	246	311	245	305
Trade and other receivables	826	638	593	1,352
Other financial assets - govt securities and bank depos (+3mo maturity)	881	1,075	1,996	418
Cash and equivalents	567	364	417	3,580
Other assets	169	42	68	68
Current tax receivable	-	-	-	3
Total assets	9,135	8,253	9,261	11,293
Shareholders' Equity				
Share capital	385	385	385	385
Reserves	1,825	1,587	2,252	2,999
Retained earnings	5,458	5,201	5,150	5,597
Total Shareholders' Equity	7,669	7,174	7,787	8,981
Non-current liabilities, thereof	670	511	812	807
Provisions	510	366	539	413
Deferred income	21	21	136	230
Retirement benefit obligation	139	115	129	156
Current liabilities, thereof	796	568	662	1,505
Trade payables and other liabilities	187	110	89	71
Contract liabilities	46	43	81	204
Current tax liabilities	68	64	60	52
Provisions	94	83	156	237
Total liabilities	1,466	1,079	1,474	2,312
Total equity and liabilities	9,135	8,253	9,261	11,293

Capex – sanitary / market environment took the toll

Romgaz Group: Capital Expenditures (RON million)



Romgaz Group: Breakdown of Investments



¹ Consolidated figures

□ **ROMGAZ Group invested RON 459 million in 2021, with the following main achievements:**

- *Exploration:* we completed 5 exploration wells, and 10 wells are in different stages of drilling
- *Drilling design:* for 24 wells the design/redesign is in progress
- *Production:* we finalised 1 exploitation well and 9 surface facilities; also:
 - 2 wells - in drilling or drilling procurement
 - 30 surface facilities - in different stages

Overall, the planned construction of the 30 surface facilities aim to bring into production 36 successfully-tested gas wells)

- *Wells recompletion and repairs:* for 162 wells - works performed in-house by SIRCOSS
- *Partnerships/associations:* with Raffles Energy (in Brodina and Bacau blocks), Lukoil (gas resources evaluation programme), and Amromco (drilling and recompletion works)
- *Modernisation of storage equipment.*

□ **Capex represented 34% of the budgeted level, impacted mainly by:**

- delay of payment for Neptun Deep Partnership
- delays in the acquisition process – some acquisitions had to be relaunched as offers exceeded the budgeted levels
- delays in the supply of certain fixed assets
- decision not to enter the second phase drilling - Lukoil association (drilling of 2 wells initially planned)
- delays generated by the COVID 19 pandemic
- delays in obtaining land plots drilling authorizations
- postponed execution works for Iernut project.

□ **Investments were financed from the company's funds in 2021.**

Romgaz Group Strategy 2021-2030

Strategic Objectives – Headlines

- **Minimum 10% reduction of carbon, methane and other gas emissions (10-10-10)**
- **Annual natural gas output decline below 2.5%**
- **EBITDA margin between 25-40%**
- **ROACE \geq 12%**

Net zero CO₂ emissions by 2050 !



1. We continue to develop the portfolio of resources focused on mitigating climate changes effects, centered on resilient hydrocarbons and on operational safety and reliability



2. Electricity and energy with low CO₂ emissions with large scale use of renewable energy sources, seeking opportunities on the hydrogen market and developing a portfolio of gas clients to complete such low CO₂ emission energy



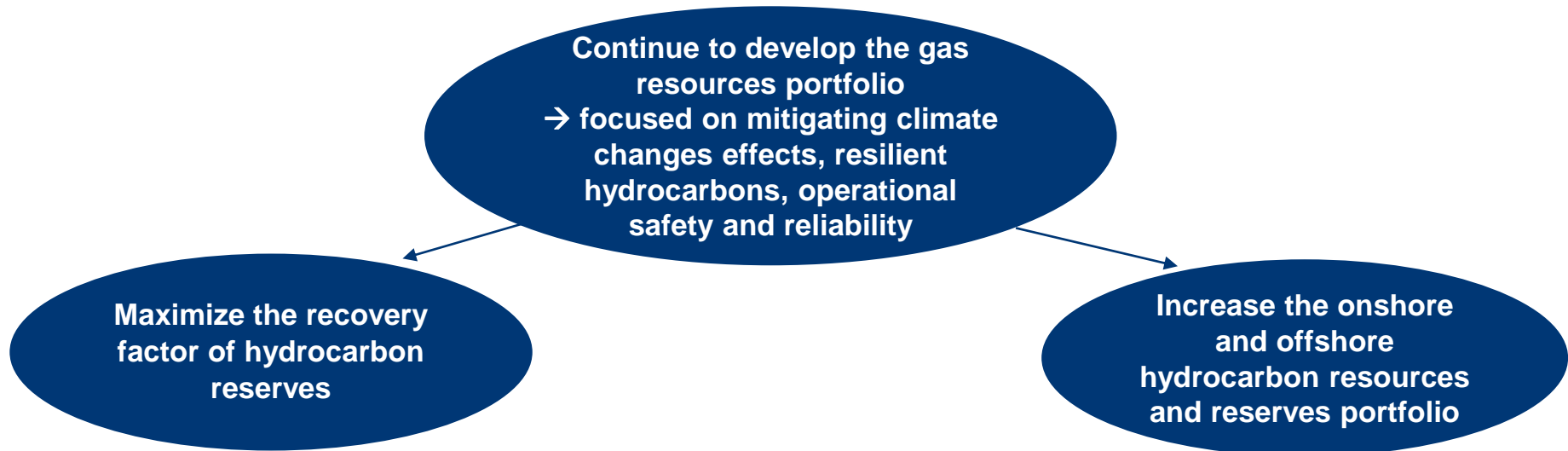
3. Digital transformation of the company and supporting innovations to approach new customer interaction methods, to increase efficiency and to support new development directions



4. Create long-term relationships with equal profitability for both the market and social environment

Romgaz Group Strategy 2021-2030

Develop the gas resources portfolio - focused on climate changes, safety and reliability



Currently: 16 commercial fields secure ~56.4 % of the annual production, structured by 9 projects; multidisciplinary teams; significant production expertise

TARGETS: Extend production period for mature gas fields; Reduce emissions and increase efficiency of gas production surface facilities.

- ✓ Technical, economic and mgnt strategies to maximize production and increase recovery factor of gas reserves on profitability basis
- ✓ Rehabilitation projects in mature fields
- ✓ Drill and streamline to production min 21 wells in undrained areas
- ✓ Annual gas production decline below 2.5%.

□ **Exploration-development-production activities in gas fields under concession**

□ **OFFSHORE gas exploitation in the Black Sea / taking under concession of new gas blocks:**

- ❖ **Neptun Deep Project** - acquisition of 50% of rights and obligations in XIX Neptun Deep block in the Black Sea from Exxon
- ❖ **Trident Project** (12.2 % share of EX-30 Trident block)

Romgaz Group Strategy 2021-2030

Develop the gas resources portfolio - focused on climate changes, safety and reliability

□ Exploration-development-production activities in gas fields under concession

Exploration - currently 3 major projects (with current production and significant potential);

- Transilvania Project (blocks RG 01,02,03)
- Moldova Project (blocks RG 04,05)
- Muntenia-Oltenia Project (blocks RG 06,07,08)

TARGETS

- ✓ Over 50% annual RRR
- ✓ 59 exploration, appraisal and production wells
- ✓ Extension of existing capacities and construction of new surface facilities
- ✓ RON 1,900 million investments in exploration

Zonal studies to include re-evaluation of 3D geological models to identify new accumulations

- **RG04 Moldova Nord Project** - High production potential, outlined in Sarmatian production units
 - Assess and stream into production discoveries identified in the South area
 - We will drill min 3 appraisal wells and analyze the potential of some possible adjacent accumulations that could be integrated in the development concept of the area
- **RG06 Muntenia NE - main projects:**
 - **Caragele Project** - Mesozoic (high depth, successful 3D seismic): drill over 20 exploration, appraisal and production wells, develop existing infrastructure and build new surface facilities.
 - **Snagov Project:** exploration appraisal activity in progress; construct surface infrastructure to stream into production wells that tested positive for hydrocarbons with commercial potential (over 800 thousand m³/day)

Romgaz Group Strategy 2021-2030

Sustainable Energy / Commercial Portfolio and Business Diversification

Electricity and Energy with Low CO2 Emissions

- **Production of photovoltaic energy** – minimum of 180 MW capacities, a 60 MW solar park to be operational by the end of 2023
- **Assess the feasibility to construct new gas-fired power plants** - including use of green energy and hydrogen (possible locations Halânga, Mintia, Constanța) - subject to secure financing / access grants
Assessment of feasibility and implementation of power plants projects (greenfield or brownfield) - by Romgaz or in partnership(s)
- **Assessing the feasibility to book capacity in gas-fired power plants**, with Romgaz keeping the title on natural gas and on resulting electricity

Business Diversification

- **Green/brown field projects** in the distribution sector
- **Methanol and olef production** units, potentially in partnerships (with opportunity / feasibility studies)
- **Gas to Power projects** to exploit marginal/isolated natural gas reservoirs
- **Hydrogen production** for the use of final customers (assessment and feasibility studies), potentially in partnerships

Commercial Portfolio Diversification and Market Share Increase

Increase domestic market share by min 3% by 2025 to maximize the added value

- Attract large end-customers in the wholesale market;
- Access retail clients in the supply market
- Develop the trading activity

Regional sale of products: 2 offices in EU neighboring countries, to develop energy trading activity

Romgaz Group Strategy 2021-2030

Decarbonization Policy / Digital Transformation of the Group / Social Responsibility

Decarbonization Policy

Min 10% reduction of carbon, methane & other gas emissions by 2030 (10-10-10, vs 2020)

- Implement a Nox emissions management system, incl. reducing gas emissions during well testing operations
- Electrically-driven drilling rigs, use of flow-back closed systems at technological well groups
- Reduce flare gas through methane capture systems and methane added value solutions
- 10% reduction of technological gas consumptions
- Modernize equipment and facilities, sustainable gas production
- Energy with low CO2 emissions, seek opportunities on the hydrogen market
- Assess the feasibility to inject CO2 in depleted gas reservoirs to secure future carbon storage services

NetZeRomGAZ in our business – to reach net zero CO2 emissions by 2050

Digital transformation of the Group

Management, control and automation of production infrastructure - to optimize equipment operation under safe and reliable conditions, with low environment impact

- SCADA - the project will implement a centralized system - real time monitoring, control and reporting
- Extended data network capacity and diversified electronic services

Social Responsibility Engagement

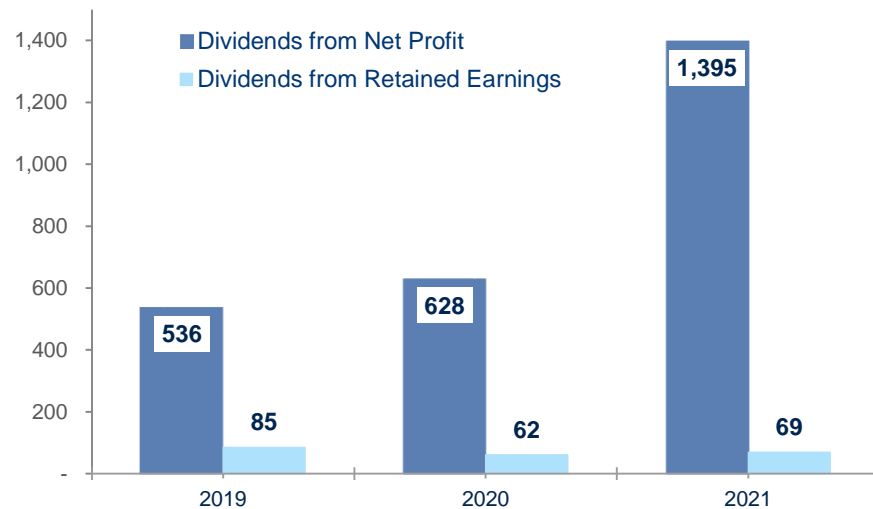
- Win-Win relationships with the market and social environment

Dividend distribution

Dividends to be paid in 2022: SGM in April approved a gross dividend of RON 3.80 /share

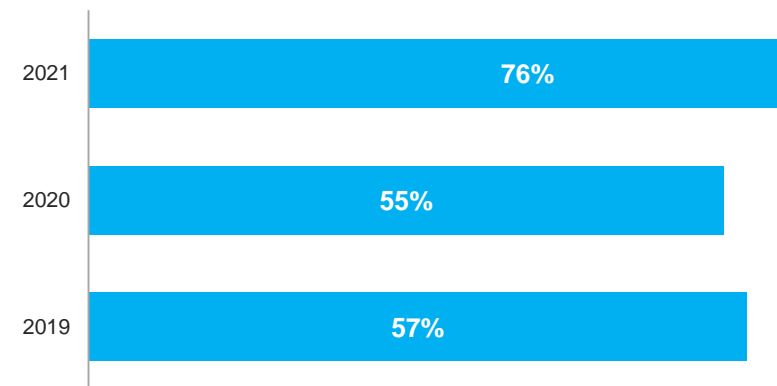
Romgaz: Gross Dividend Distributions¹ (RON million)

¹ For the fiscal years 2019-2021: Dividend payment in the next fiscal year



Romgaz: Gross Dividend Payout ratios*

* Payout ratios computed as:
Total Gross Dividends / annual Net Profit of the Group



- ❑ Majority state-owned companies are required to distribute at least **50% of the annual NP** in the form of dividends to recorded shareholders
- ❑ **The annual SGM held on April 28 approved a total Gross Dividend of RON 3.80 / share** (of which: RON 3.62 from the 2021 NP and RON 0.18 from reserves) – registration date is July 6 (ex-date: July 5)

Romgaz Group – Investment Case

Why to invest in Romgaz shares

➤ Operational excellence / robust margins	EBITDA margin of 48%, EBIT margin of 36% and Net Profit margin of 33% in 2021
➤ Minimum dividend payout ratio required is 50%	Gross Dividend payout ratio of 76% for 2021 (computed as Total Gross Dividends per 2021 Net Profit of the group). Minimum required level is 50%.
➤ Net cash reserves	We recorded total cash&equivalent of RON 4 bn at Dec 31, 2021 Cash ¹ / Mktcap = 23% (share price on April 27, 2022)
➤ Among top gas producers in Romania and one of the largest in the region as well	Favorable market share in terms of gas production in Romania Main operator of the Underground Gas Storages in Romania Holder of large gas reserves among European countries
➤ Strong base of gas reserves in Romania	We intend to continue to develop our gas resources portfolio (average RRR of 60% during 2016-2021)
➤ Diversification of investment projects	We will complete a new power plant to strengthen position on the electricity market; also we plan to diversify our investment portfolio in order to increase profitability
➤ Romgaz issued its Strategy for 2021-2030	Romgaz Strategy for 2021-2030 includes a sustainable increase of added value for the company, employees and shareholders
➤ Strong management team, skilled workforce	Management team has significant expertise in the sector, headcount is strongly committed

¹ considering all cash equivalents at Dec 31,2021, consolidated figure

Romgaz SA Board: Balanced Team of Professionals



Dan Dragos Dragan BoDs Chairman

Dan Dragos Dragan – re-appointed interim board-member by the SGM held on February 28, 2022, with a 4-months mandate, beginning with March 14, 2022. Expertise of Mr. Dan Dragos includes top positions such as Board member of Romgaz (2020-2022), CEO/Country Manager of Repower Furnizare Romania (2007-2017), Executive and Trading Manager of Petprod (2005-2007), State Secretary within the Ministry of Economy, Energy and Business Environment since 2020. Also, he holds a Bachelor of Economy Degree issued by A.S.E. Bucharest.

Marius Aristotel Jude CEO of SNGN Romgaz SA

Marius Aristotel Jude – re-appointed interim board-member by the SGM held on February 28, 2022, with a 4-months mandate, beginning with March 14, 2022. Expertise of Mr. Marius Aristotel Jude includes the positions of Board member of Romgaz (during 2016-2017 and 2018-2022), Secretary of State for the Ministry of Energy (2015- 2017), Board member of Depomures S.A. (2010-2014) and of Amgaz S.A. (2009-2015). He also had various management positions in S.N.G.N. Romgaz S.A. He holds an MBA in Company Management.

Gheorghe Silvian Sorici

Independent

Chairman of the Audit Committee and of the Nomination and Remuneration Committee

Gheorghe Silvian Sorici – re-appointed interim board-member by the SGM held on February 28, 2022, with a 4-months mandate, beginning with March 14, 2022. Experience of Mr. Gheorghe Silvian Sorici includes different positions such as Board member of Romgaz (2020-2022), CEO of COVTEX-FEIZY (1999-2006), and Manager and ITAD Project Manager of S.C. SOBIS Solutions S.R.L. (since 2006). Also, he holds a Bachelor Degree in Economy issued by Craiova University.

Nicolae Bogdan Simescu

Nicolae Bogdan Simescu – re-appointed interim member by the SGM held on February 28, 2022, with a 4-months mandate, beginning with March 14, 2022. His experience includes different positions within S.N.G.N. Romgaz S.A. such as Board member (2020-2022), Head of Rehabilitation projects (2015-2020) and Engineer (2005-2015),. He holds a Master Degree in Company Management and Marketing Strategies and Policies.

Balazs Botond

Chairman of the Strategy Committee

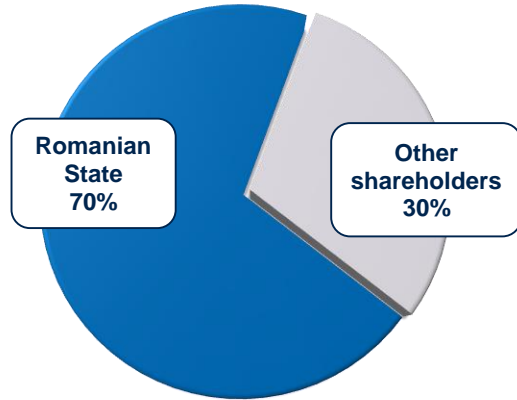
Balazs Botond – re-appointed interim board-member by the SGM held on February 28, 2022, with a 4-months mandate, beginning with March 14, 2022. Mr. Balazs Botond previously held position such as Board member of Romgaz (2019-2022), Head of Legal Department of S.N.G.N. Romgaz S.A.(since 2019), Legal counsellor (2011-2019). He is also Board member of S.C. Meditur S.A. (since 2018) and of S.C. ECO-SAL S.A. (since 2016). He holds a Master Degree in Private Law Institutions.

Cezar Batog

Cezar Batog – was appointed interim board-member by the SGM held on February 28, 2022, with a 4-months mandate, beginning with March 14, 2022. Experience of Mr. Cezar Batog includes different positions such as Executive Director of Foote, Cone & Belding (1994-2001), CEO of Welldone Creative (2001-2003), CEO of Adentity – Public Affairs (2003-2006), Administrator of Publicis Groupe Media GM, Optimedia Romania (since 2006). He holds a Bachelor of Economy Degree issued by ASE Bucharest.

Shareholding Structure and Stock Performance

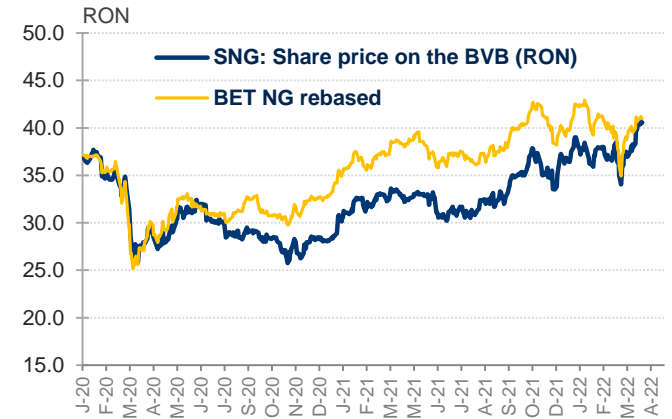
Romgaz: Among blue-chips on the domestic capital market



12-Month: Share Price Performance on the BVB

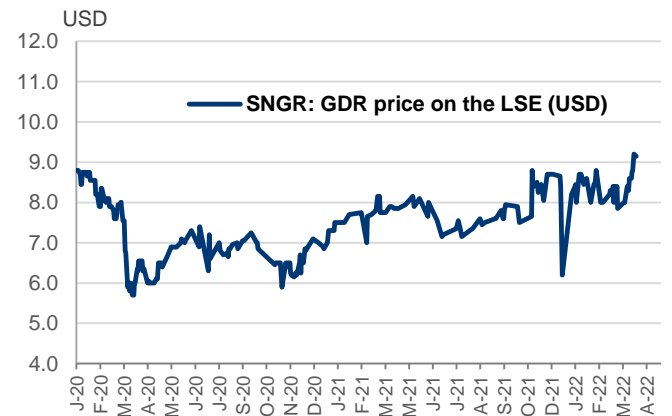
Period	Min (RON)	Max (RON)
Q1/21	28.35	33.20
Q2/21	30.20	33.60
Q3/21	30.50	35.00
Q4/21	33.50	39.00

12M Total Traded Value (Q1/21 – Q4/21):
583 million RON or 0.5 million EUR/day



- ❑ Shareholding structure: the Romanian State (Ministry of Energy) majority shareholder – **70%**, Free Float - **30%** (shares traded on the BVB and GDRs traded on the LSE)
- ❑ Romgaz ranks the **3rd largest domestic stock** traded on the BVB*) - mktcap of EUR 3.4 bn
- ❑ **The 6th most traded stock** on the BVB **)
- ❑ Included in BVB's main indices (weighing 28% in energy and utilities BET-NG index, and between 8%-11% in BET, BET-XT, BET-TR, ROTX)
- ❑ Included in main global indices with allocation on Romania (such as FTSE, MSCI, S&P, STOXX, Russell Frontier).

Total no of shares: 385.42m



*) BVB Monthly Report (Mar/2022)

**) Based on the trading price on April 27, 2022, and on BVB's latest 12M trading statistics

ROMGAZ Group: COVID Measures

Safety Measures against COVID-19 pandemic to protect employees and business

We are a Strategic Company – business continuity and employees safety are priority

- ❑ **“Working Group” established in March 2020, with the purpose to ensure employees’ safety and business continuity and development**
- ❑ Strong measures to ensure production and investments security
- ❑ Safety measures - with possibility to be prolonged / amended / stopped if necessary
- ❑ Supporting vaccination of employees
- ❑ Efficient sanitary measures still in place
- ❑ Teleworking - applied with flexibility within organization in 2020-2021.

“Together for Romania” since 2020

Romgaz is involved and actively supports the fight against Covid-19 pandemic with the following main actions:

- ✓ Supports the Red Cross Romania financially and with an information and prevention campaign
- ✓ Financial aid for the Municipal Hospital Medias to equip the Intensive Care Unit
- ✓ Financial aid for the Emergency Clinic Hospital Sibiu to extend and develop the Intensive Therapy and Anesthesia Unit
- ✓ Financial aid for other Emergency Hospitals, such those in Alba, Slatina, Vaslui and Tg Mures
- ✓ Sponsorships amounted to RON 8.4 mln in total in H1 2021, and targeted health, education, social and sport activities – including anti-Covid support.

THANK YOU FOR YOUR ATTENTION !



ROMGAZ Investor Relations

E-mail: investor.relations@romgaz.ro

IR: Manuela Ogrinja, CFA
Alexandra Posea
Mihnea Dinescu

Capital Market: Adina Camelia Stefanescu, MBA
Simona Banea
Cristina Hulpus
Anca Deac

Homepage: www.romgaz.ro



Financial Calendar - 2022

Feb 25: Release of the 2021 Preliminary Financial Results
Feb 28: Conference call with financial analysts and investors

April 28: SGM to approve the “2021 BoDs Report”
April 29: Release of the “2021 BoDs Report”

May 13: Release of the Q1 2022 Financial Results
May 16: Conference call with financial analysts and investors

Aug 12: Release of the H1/Q2 2022 Financial Results
Aug 16: Conference call with financial analysts and investors

Nov 15: Release of the 9M/Q3 2022 Financial Results
Nov 16: Conference call with financial analysts and investors